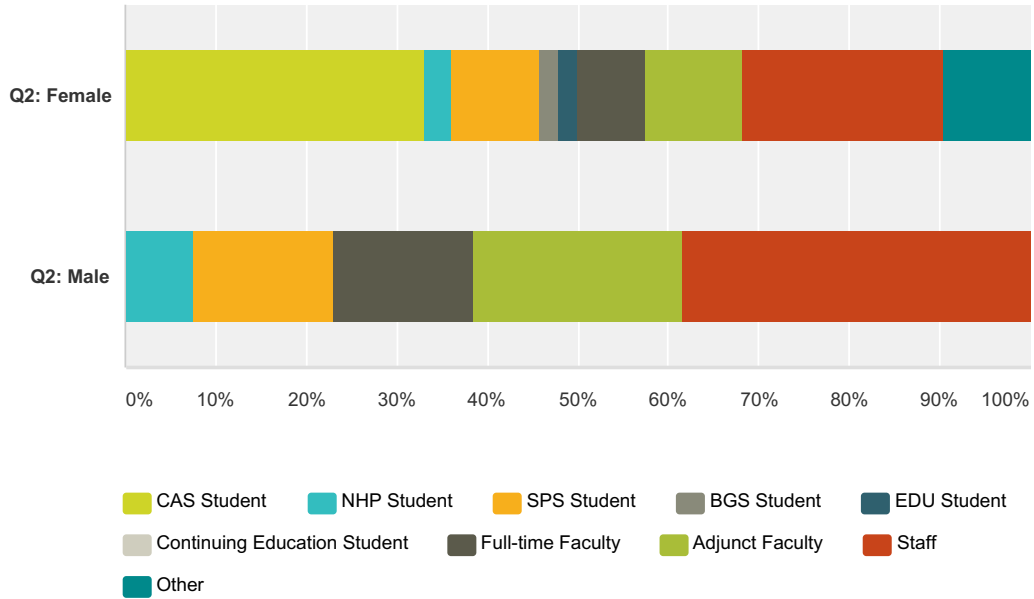


Q1 Please tell us about your status:

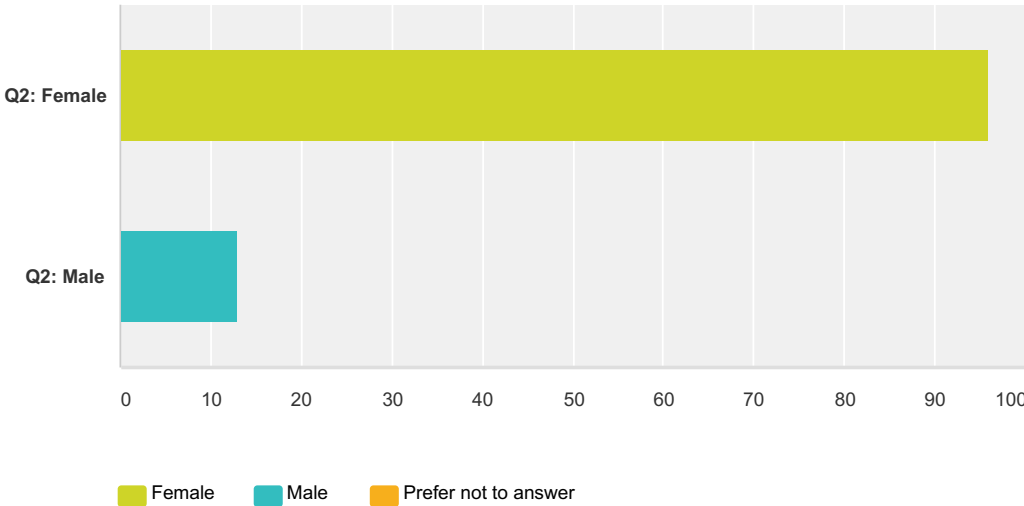
Answered: 107 Skipped: 2



	CAS Student	NHP Student	SPS Student	BGS Student	EDU Student	Continuing Education Student	Full-time Faculty	Adjunct Faculty	Staff	Other	Total
Q2: Female (A)	32.98% 31	3.19% 3	9.57% 9	2.13% 2	2.13% 2	0.00% 0	7.45% 7	10.64% 10	22.34% 21	9.57% 9	87.85% 94
Q2: Male (B)	0.00% 0	7.69% 1	15.38% 2	0.00% 0	0.00% 0	0.00% 0	15.38% 2	23.08% 3	38.46% 5	0.00% 0	12.15% 13
Total Respondents	31	4	11	2	2	0	9	13	26	9	107
Other (please specify)										Total	
Q2: Female (A)										9	9
Q2: Male (B)										0	0

Q2 I identify as

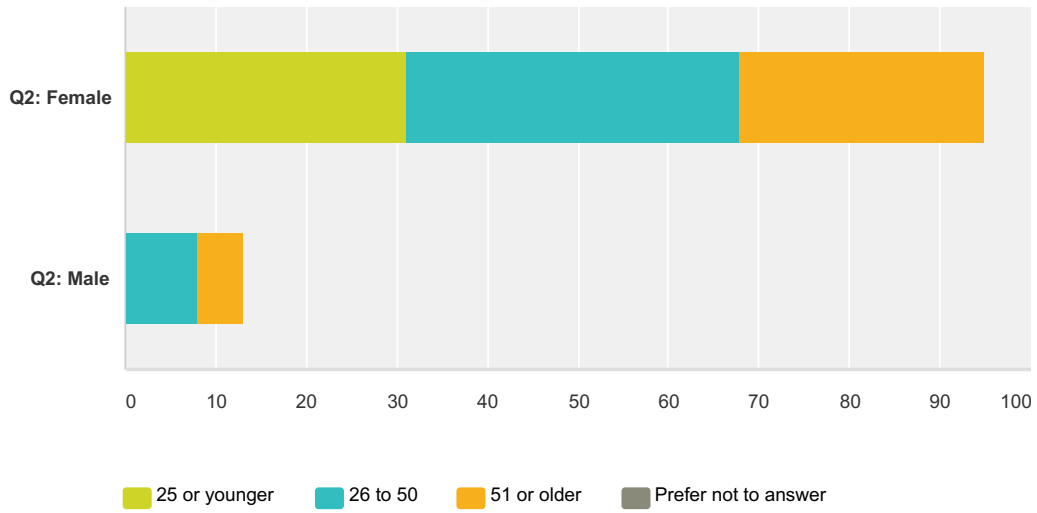
Answered: 109 Skipped: 0



	Female	Male	Prefer not to answer	Total
Q2: Female (A)	100.00% 96	0.00% 0	0.00% 0	88.07% 96
Q2: Male (B)	0.00% 0	100.00% 13	0.00% 0	11.93% 13
Total Respondents	96	13	0	109
	Other (please specify)			Total
Q2: Female (A)			0	0
Q2: Male (B)			0	0

Q3 My age is:

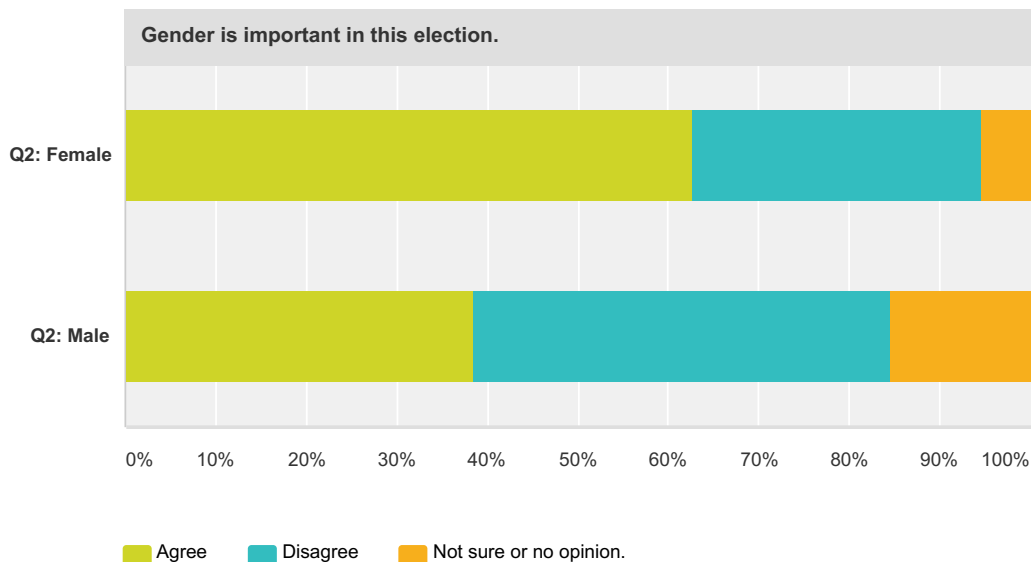
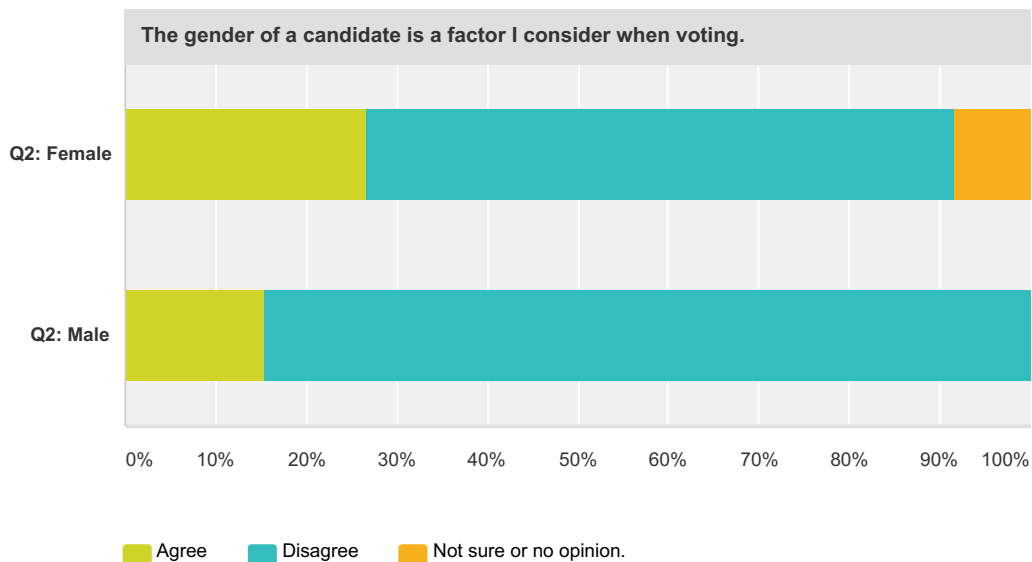
Answered: 108 Skipped: 1



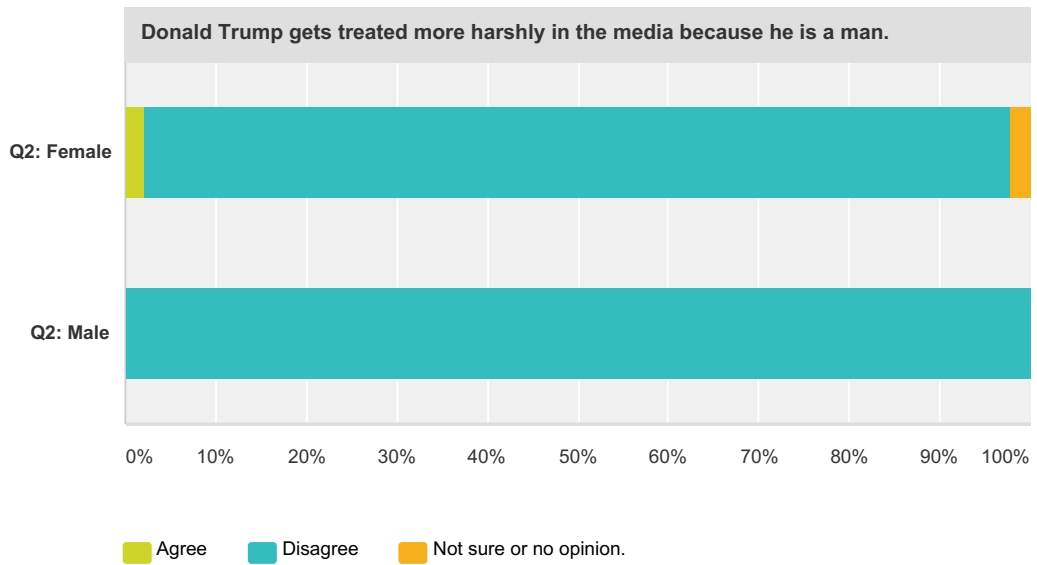
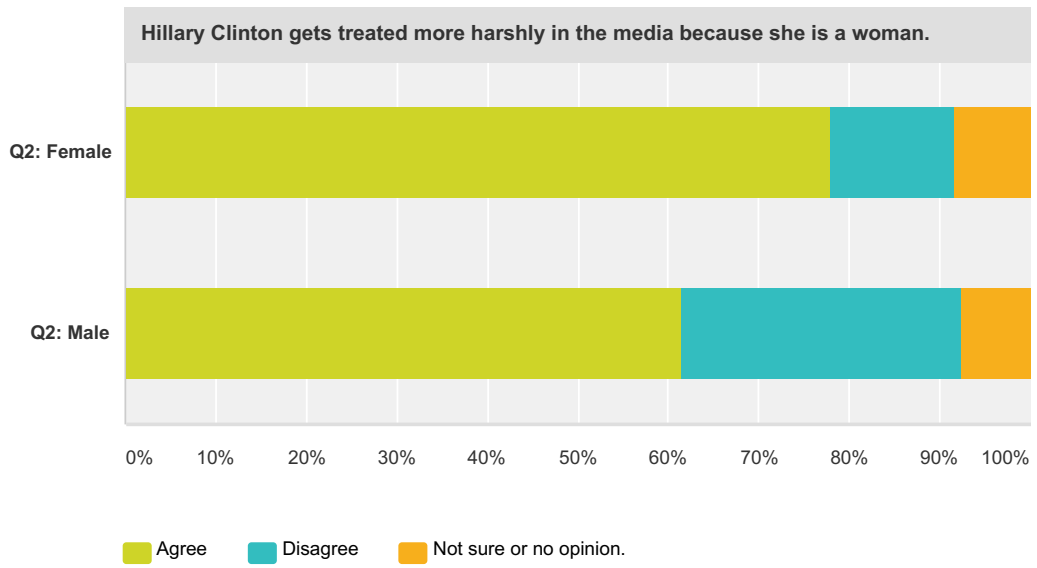
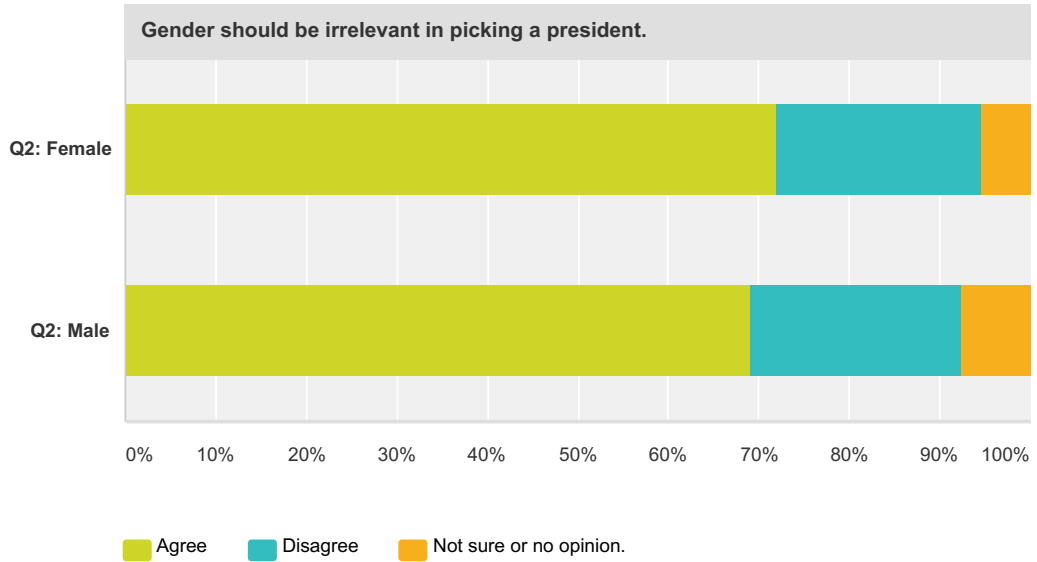
	25 or younger	26 to 50	51 or older	Prefer not to answer	Total
Q2: Female (A)	32.63% 31	38.95% 37	28.42% 27	0.00% 0	87.96% 95
Q2: Male (B)	0.00% 0	61.54% 8	38.46% 5	0.00% 0	12.04% 13
Total Respondents	31	45	32	0	108
	Other (please specify)				Total
Q2: Female (A)				1	1
Q2: Male (B)				0	0

Q4 Two women (Hillary Clinton - Democratic Nominee; Jill Stein - Green Party Nominee) and two men (Donald Trump - Republican Nominee; Gary Johnson - Libertarian Nominee) are running for president. Please indicate your opinion for each statement below:

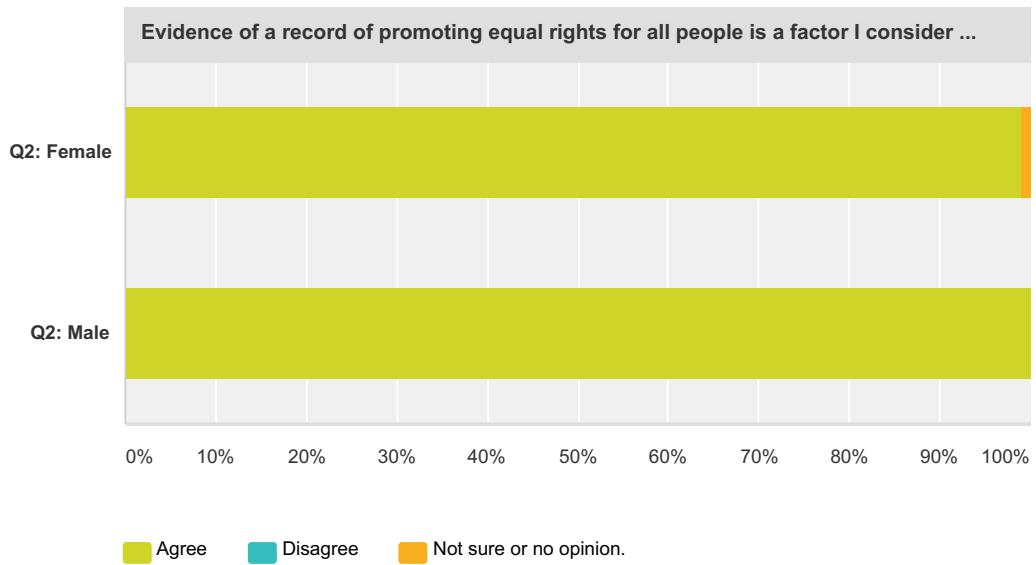
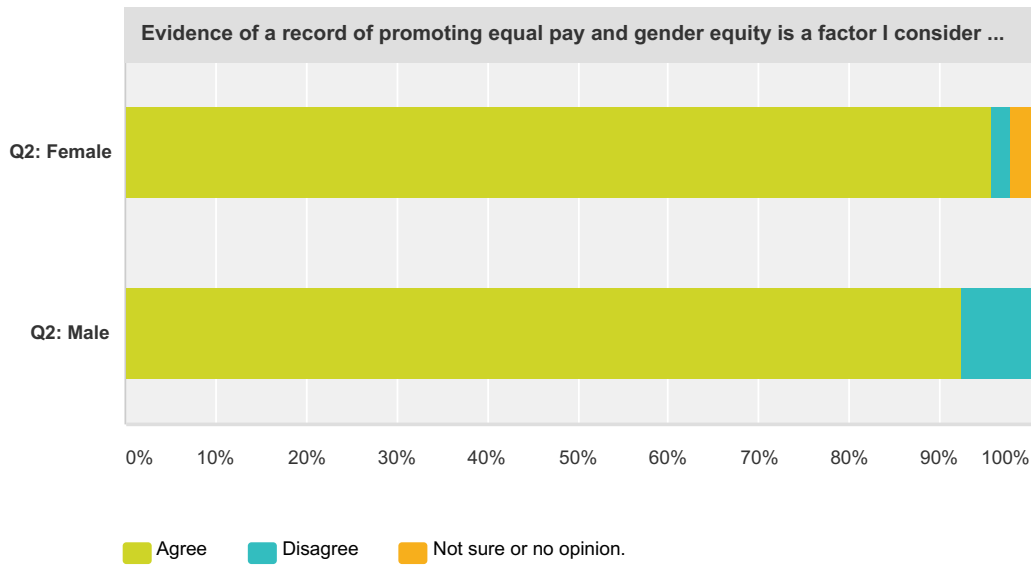
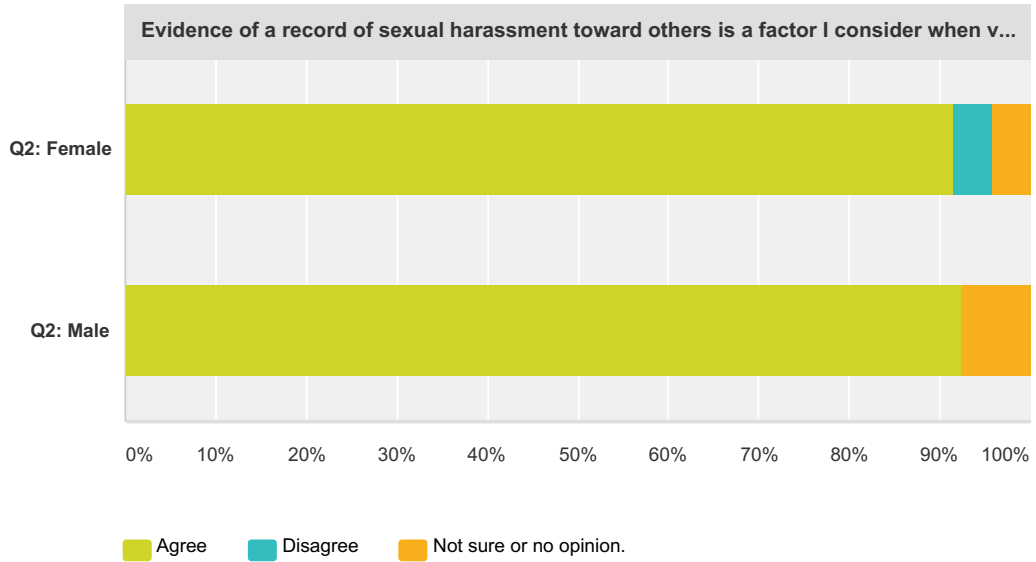
Answered: 109 Skipped: 0



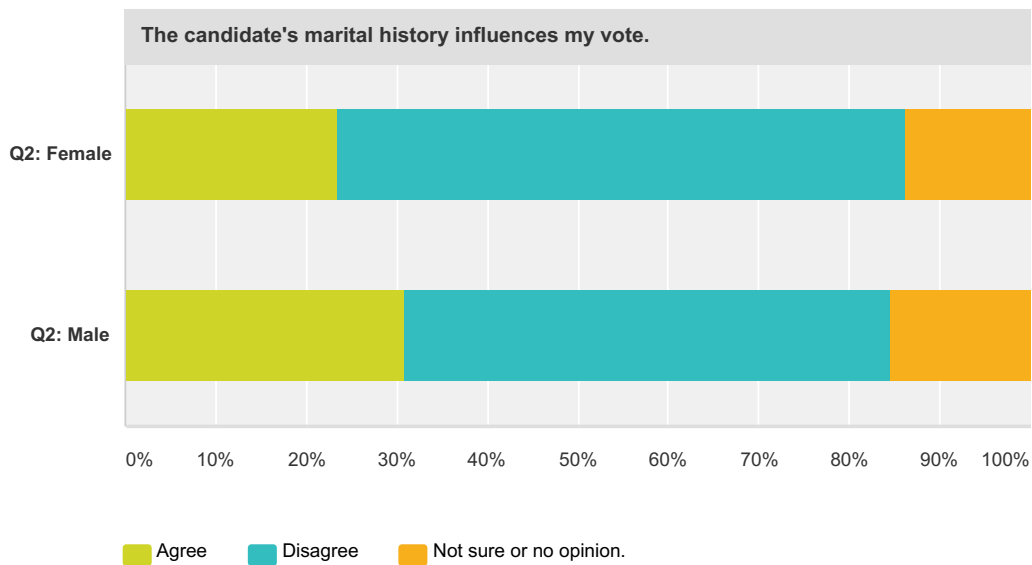
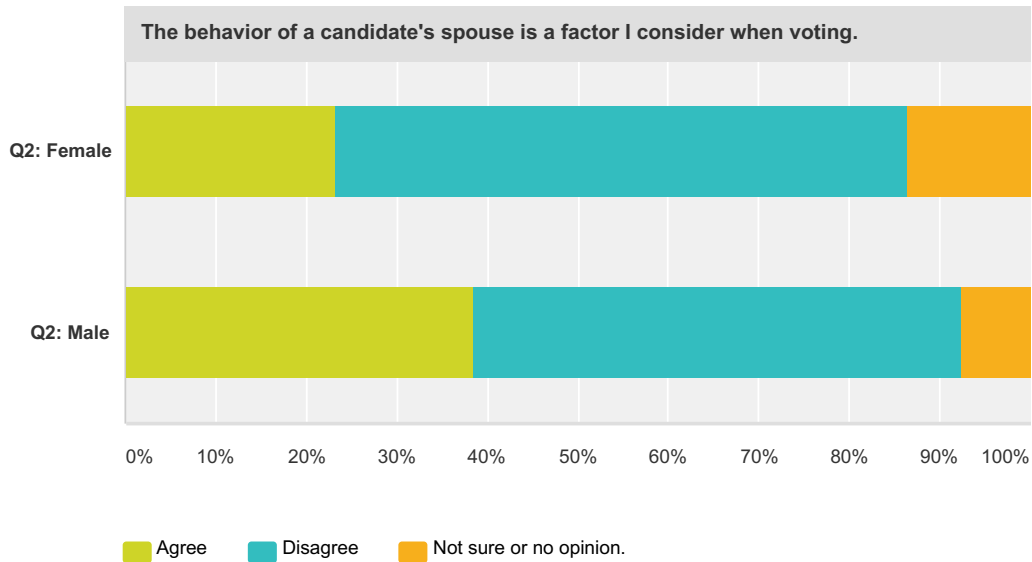
Trinity Straw Poll: Gender and the 2016 Election



Trinity Straw Poll: Gender and the 2016 Election



Trinity Straw Poll: Gender and the 2016 Election



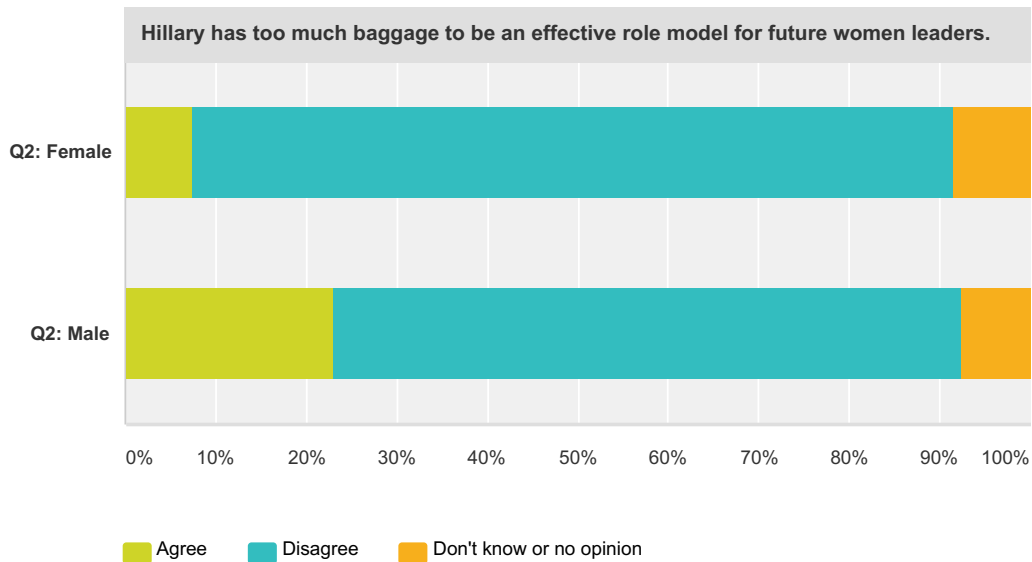
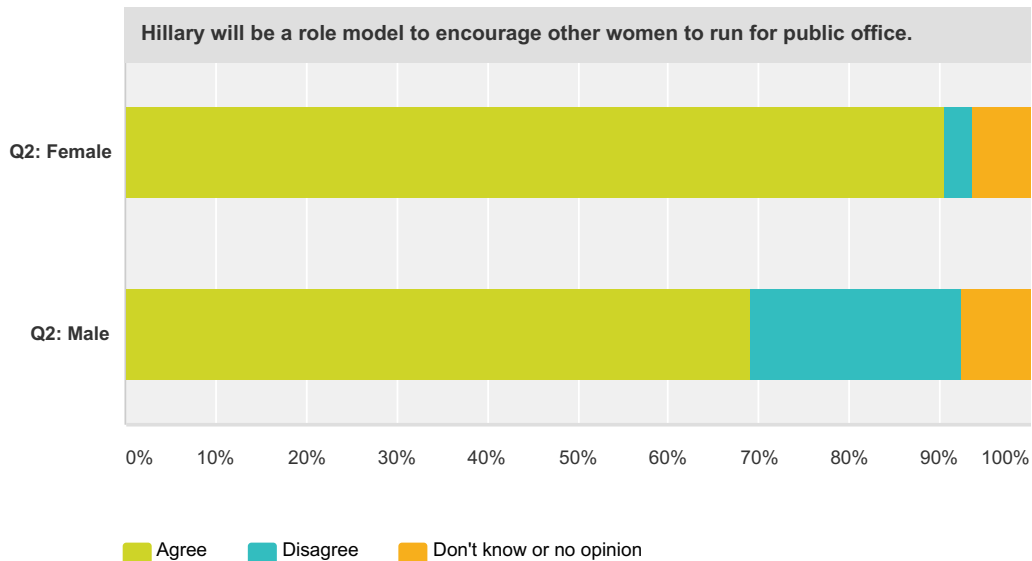
The gender of a candidate is a factor I consider when voting.				
	Agree	Disagree	Not sure or no opinion.	Total
Q2: Female (A)	26.60% 25	64.89% 61	8.51% 8	86.24% 94
Q2: Male (B)	15.38% 2	84.62% 11	0.00% 0	11.93% 13
Gender is important in this election.				
	Agree	Disagree	Not sure or no opinion.	Total
Q2: Female (A)	62.77% 59	31.91% 30	5.32% 5	86.24% 94
Q2: Male (B)	38.46% 5	46.15% 6	15.38% 2	11.93% 13
Gender should be irrelevant in picking a president.				
	Agree	Disagree	Not sure or no opinion.	Total
Q2: Female (A)	72.04% 67	22.58% 21	5.38% 5	85.32% 93

Trinity Straw Poll: Gender and the 2016 Election

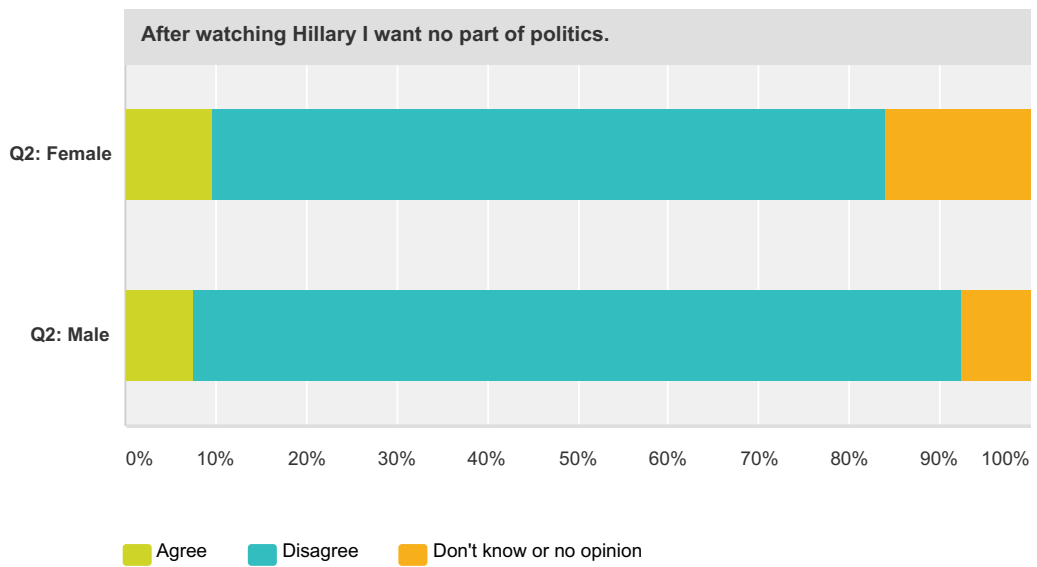
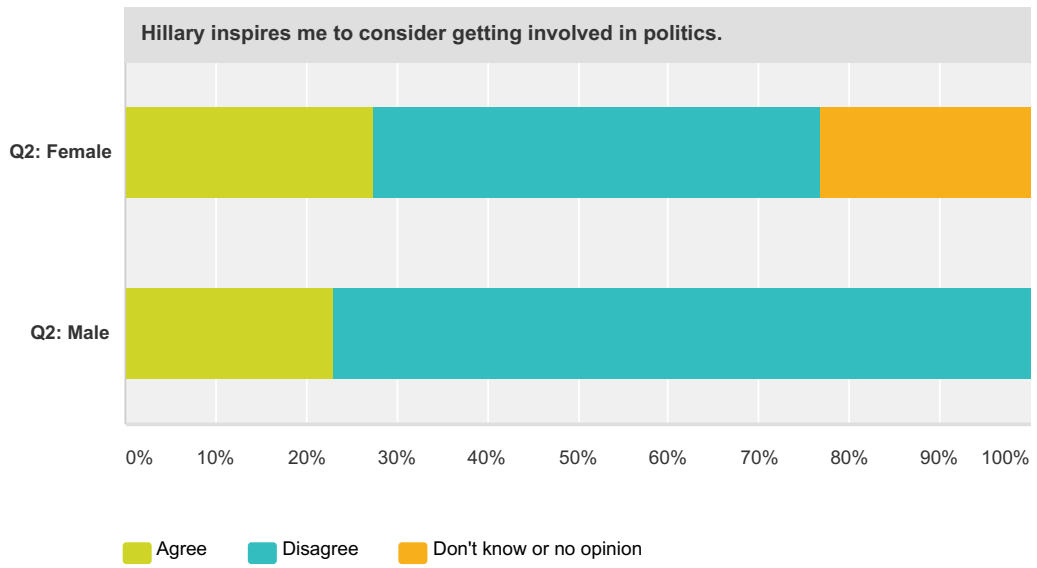
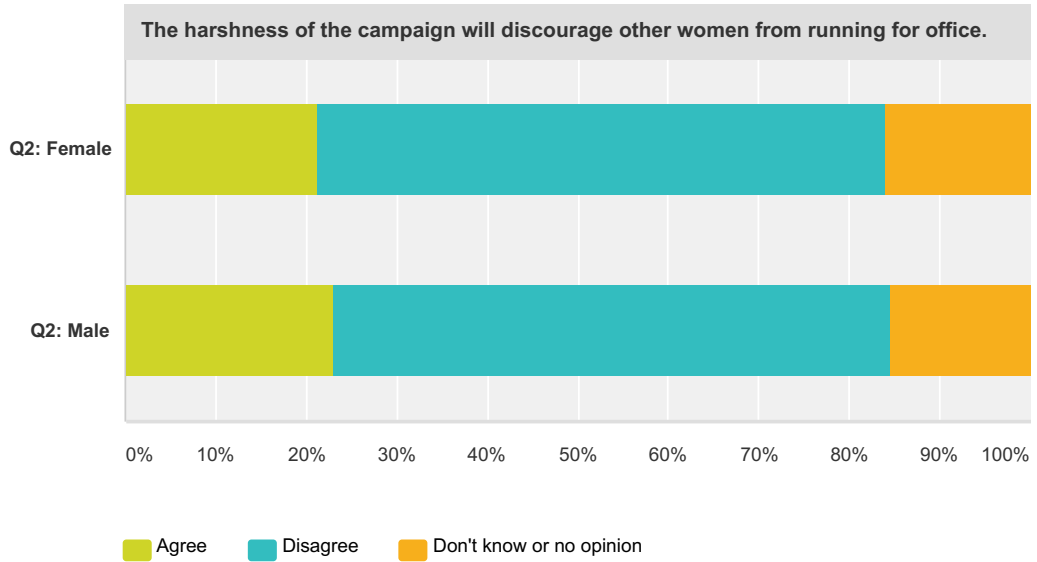
Q2: Male (B)	69.23% 9	23.08% 3	7.69% 1	11.93% 13
Hillary Clinton gets treated more harshly in the media because she is a woman.				
	Agree	Disagree	Not sure or no opinion.	Total
Q2: Female (A)	77.89% 74	13.68% 13	8.42% 8	87.16% 95
Q2: Male (B)	61.54% 8	30.77% 4	7.69% 1	11.93% 13
Donald Trump gets treated more harshly in the media because he is a man.				
	Agree	Disagree	Not sure or no opinion.	Total
Q2: Female (A)	2.13% 2	95.74% 90	2.13% 2	86.24% 94
Q2: Male (B)	0.00% 0	100.00% 13	0.00% 0	11.93% 13
Evidence of a record of sexual harassment toward others is a factor I consider when voting.				
	Agree	Disagree	Not sure or no opinion.	Total
Q2: Female (A)	91.49% 86	4.26% 4	4.26% 4	86.24% 94
Q2: Male (B)	92.31% 12	0.00% 0	7.69% 1	11.93% 13
Evidence of a record of promoting equal pay and gender equity is a factor I consider when voting.				
	Agree	Disagree	Not sure or no opinion.	Total
Q2: Female (A)	95.74% 90	2.13% 2	2.13% 2	86.24% 94
Q2: Male (B)	92.31% 12	7.69% 1	0.00% 0	11.93% 13
Evidence of a record of promoting equal rights for all people is a factor I consider when voting.				
	Agree	Disagree	Not sure or no opinion.	Total
Q2: Female (A)	98.95% 94	0.00% 0	1.05% 1	87.16% 95
Q2: Male (B)	100.00% 13	0.00% 0	0.00% 0	11.93% 13
The behavior of a candidate's spouse is a factor I consider when voting.				
	Agree	Disagree	Not sure or no opinion.	Total
Q2: Female (A)	23.16% 22	63.16% 60	13.68% 13	87.16% 95
Q2: Male (B)	38.46% 5	53.85% 7	7.69% 1	11.93% 13
The candidate's marital history influences my vote.				
	Agree	Disagree	Not sure or no opinion.	Total
Q2: Female (A)	23.40% 22	62.77% 59	13.83% 13	86.24% 94
Q2: Male (B)	30.77% 4	53.85% 7	15.38% 2	11.93% 13
	Q2: Female	Q2: Male	Total	
Comments:		8	1	9

Q5 If Hillary Clinton is elected president, she will be the first woman to hold that position. In your view:

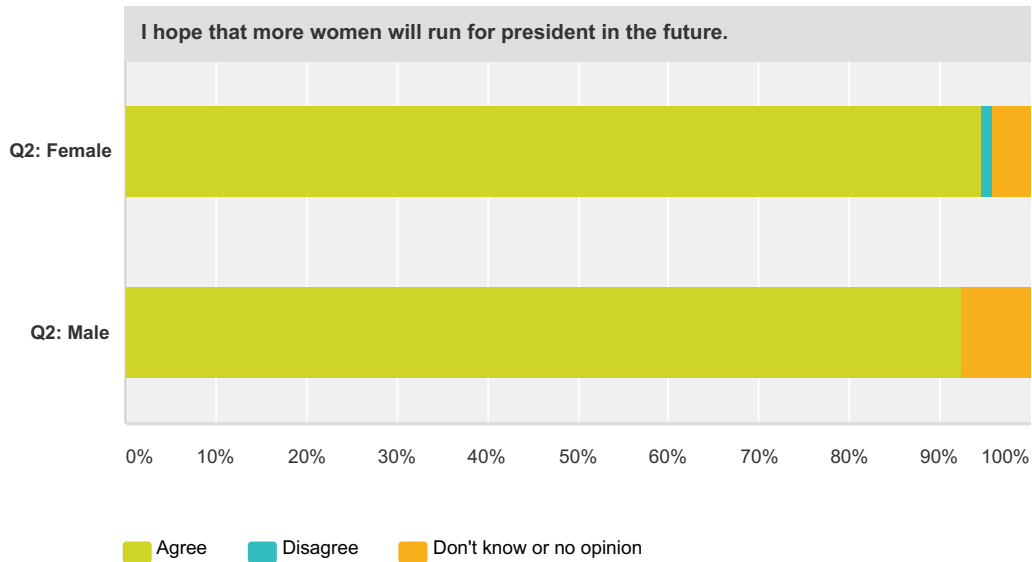
Answered: 109 Skipped: 0



Trinity Straw Poll: Gender and the 2016 Election



Trinity Straw Poll: Gender and the 2016 Election



Hillary will be a role model to encourage other women to run for public office.				
	Agree	Disagree	Don't know or no opinion	Total
Q2: Female (A)	90.53% 86	3.16% 3	6.32% 6	87.16% 95
Q2: Male (B)	69.23% 9	23.08% 3	7.69% 1	11.93% 13
Hillary has too much baggage to be an effective role model for future women leaders.				
	Agree	Disagree	Don't know or no opinion	Total
Q2: Female (A)	7.45% 7	84.04% 79	8.51% 8	86.24% 94
Q2: Male (B)	23.08% 3	69.23% 9	7.69% 1	11.93% 13
The harshness of the campaign will discourage other women from running for office.				
	Agree	Disagree	Don't know or no opinion	Total
Q2: Female (A)	21.28% 20	62.77% 59	15.96% 15	86.24% 94
Q2: Male (B)	23.08% 3	61.54% 8	15.38% 2	11.93% 13
Hillary inspires me to consider getting involved in politics.				
	Agree	Disagree	Don't know or no opinion	Total
Q2: Female (A)	27.37% 26	49.47% 47	23.16% 22	87.16% 95
Q2: Male (B)	23.08% 3	76.92% 10	0.00% 0	11.93% 13
After watching Hillary I want no part of politics.				
	Agree	Disagree	Don't know or no opinion	Total
Q2: Female (A)	9.57% 9	74.47% 70	15.96% 15	86.24% 94
Q2: Male (B)	7.69% 1	84.62% 11	7.69% 1	11.93% 13

Trinity Straw Poll: Gender and the 2016 Election

I hope that more women will run for president in the future.					
	Agree	Disagree	Don't know or no opinion	Total	
Q2: Female (A)	94.68% 89	1.06% 1	4.26% 4	86.24% 94	
Q2: Male (B)	92.31% 12	0.00% 0	7.69% 1	11.93% 13	
Comments:					
	Q2: Female		Q2: Male		Total
Comments:	9		2		11

Q6 As a university with a long history of promoting women's leadership, what would you like to see Trinity do to promote greater engagement of our students and graduates in politics, advocacy and public policy?

Answered: 43 Skipped: 66

	As a university with a long history of promoting women's leadership, what would you like to see Trinity do to promote greater engagement of our students and graduates in politics, advocacy and public policy?	Total
Q2: Female	100.00% 38	88.37% 38
Q2: Male	100.00% 5	11.63% 5
Total Respondents	43	43